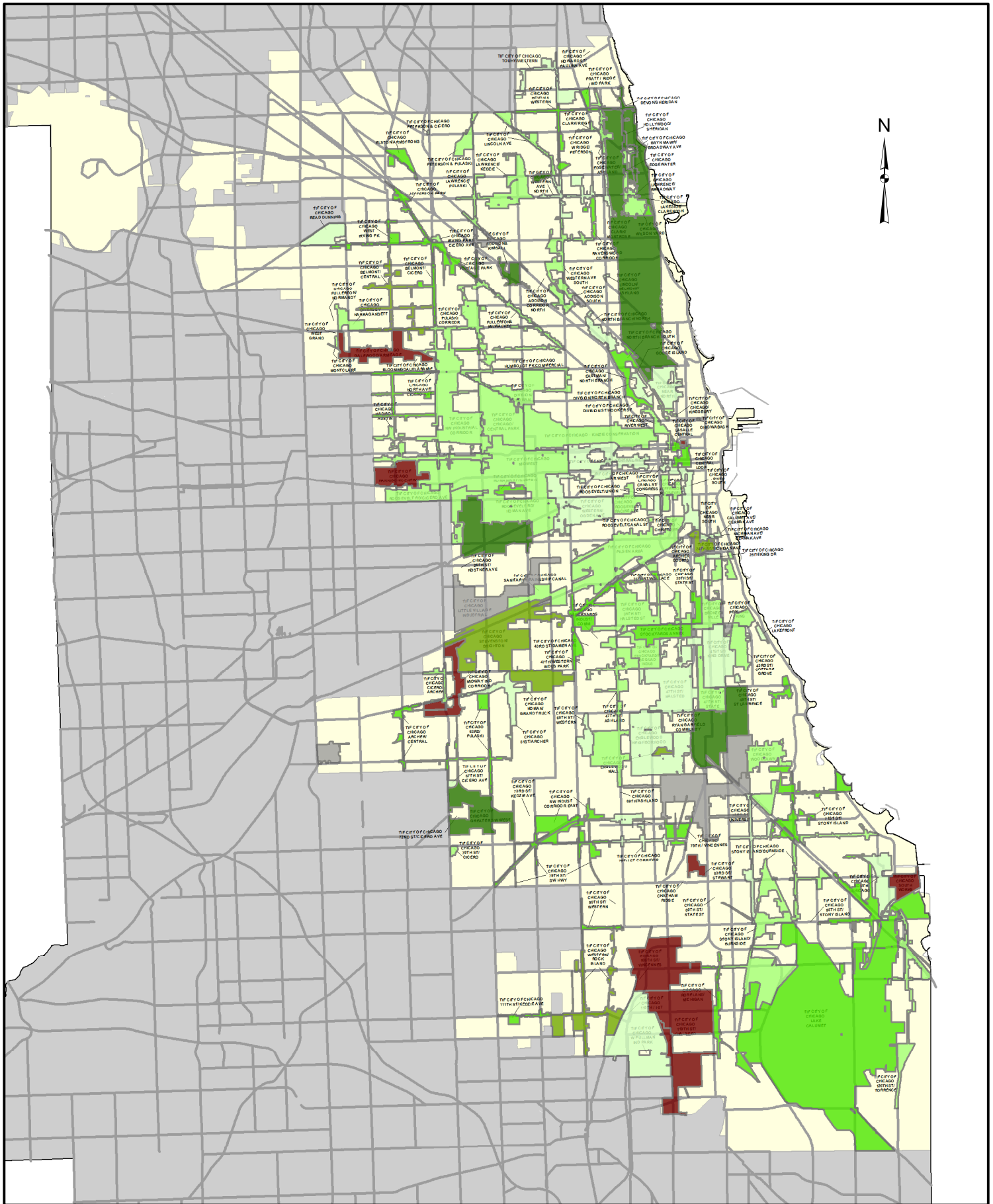
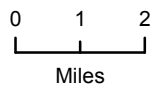


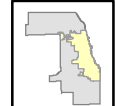
Percent Change in Tax Revenue for City of Chicago Tax Increment Financing Districts from Tax Year 2016 to Tax Year 2017



 **David Orr**
Cook County Clerk



TIF by Percent Change in Tax Revenue from 2016 to 2017	
	Down
	No Change
	Up 0% to 10%
	Up 10% to 20%
	Up 20% to 50%
	Up 50% to 100%
	Up 100% or more



This Map represents tax year 2017 TIFs. Former and future TIFs are not shown.
This map was created by the Cook County Clerk Map Dept 4th Floor 118 N Clark St. Chicago, IL 60602 www.cookcountyclerk.com
©2018 Cook County, Illinois All Rights Reserved